

Lights



Part: TFC-LED-AMB12V
Part: TFC-LED-AMB24V
 LED Strobe Light, AMBER
 12V or 24V DC Nominal Voltage
 450mA Current Draw
 48-LED's Tree Configuration
 81x148mm



Part: TFC-LED-RED12V
Part: TFC-LED-RED24V
 LED Strobe Light, RED
 12V or 24V DC Nominal Voltage
 450mA Current Draw
 48-LED's Tree Configuration
 81x148mm

LED Strobe Light Mounts


The TFC Light Poles are designed to suit these LED Strobe Lights.

A bracket is available for mounting onto a wall as detailed below:

Part: TFC-LED-WMB

Wall Mount bracket for LED Strobe Light
 Powdercoated Black, mild steel.

Buttons



Part: TFC-EMB-NC-AC
 Emergency Button N/C in Cap

Part: TFC-EMB-NO-AC
 Emergency Button N/O in Cap




Part: TFC-EMB-NC-AB
 Emergency Button N/C in Box

Part: TFC-EMB-NO-AB
 Emergency Button N/O in Box



Part: TFC-EMB-NC-A
 Emergency Button N/C Contact


Part: TFC-EMB-NO-A
 Emergency Button N/O Contact



Part: TFC-EMB-NC
 N/C Contact



Part: TFC-EMB-NO
 N/O Contact



Part: TFC-EMB-CR
 Emergency Button RED Cap

Part: TFC-EMB-CW
 Emergency Button WHITE Cap

Part: TFC-EMB-CG
 Emergency Button GREEN Cap